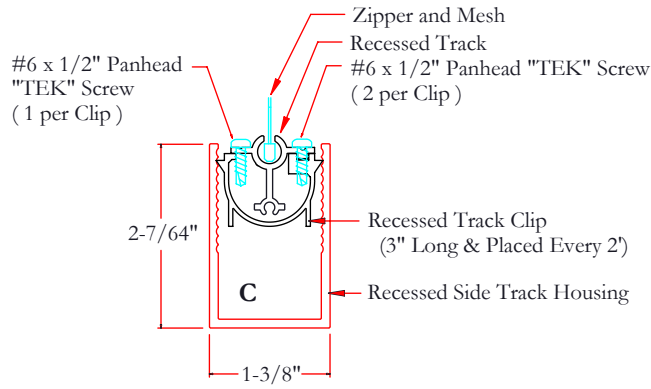


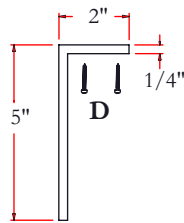
# Executive Design Specifications- System With Recessed Side Track

## (External Assembled View)

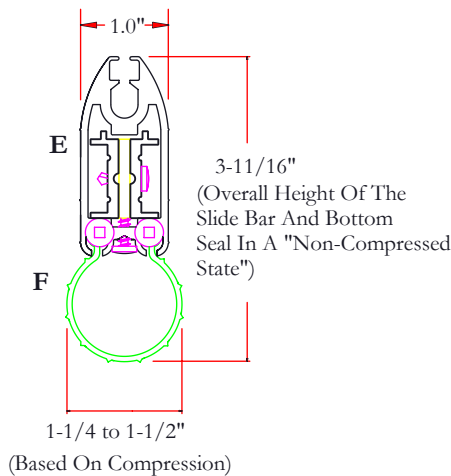
FOR ILLUSTRATION PURPOSES ONLY - ONLY CROSS SECTIONS DRAWN TO SCALE



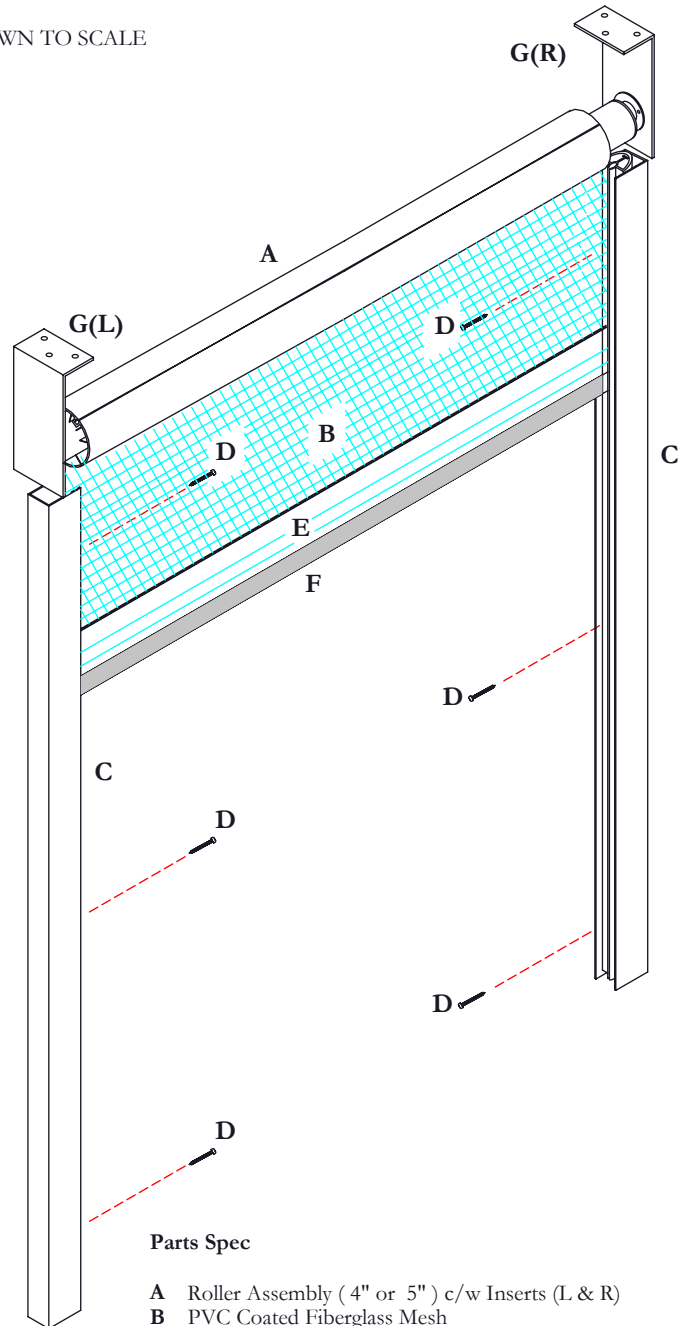
**CROSS SECTIONAL VIEW  
OF THE FULLY ASSEMBLED  
RECESSED SIDE TRACK (V3)**



**2 x 5 x 1/4"  
ROLLER MOUNTING ANGLE  
FOR 4" ROLLER**  
(Not Drawn To Scale)



**CROSS SECTIONAL VIEW  
OF THE  
SLIDE BAR AND  
4" BOTTOM SEAL**



**Parts Spec**

- A Roller Assembly (4" or 5") c/w Inserts (L & R)
- B PVC Coated Fiberglass Mesh or other - see Mesh Specifications
- C Recessed Side Track Assembly (1-3/8"W x 2-7/64"D)
- D #8 or #10 Corrosion Resistant Fastener  
Type and length of screws may vary depending on type of mounting surface  
(Minimum of 3 per Side Track and Roller Mounting Angle)
- E Slide Bar c/w Probe Assembly
- F Bottom Seal - 4" Shown (Other options available)
- G Roller Mounting Bracket (2" x 5" x 1/4" x 3-1/4" W)